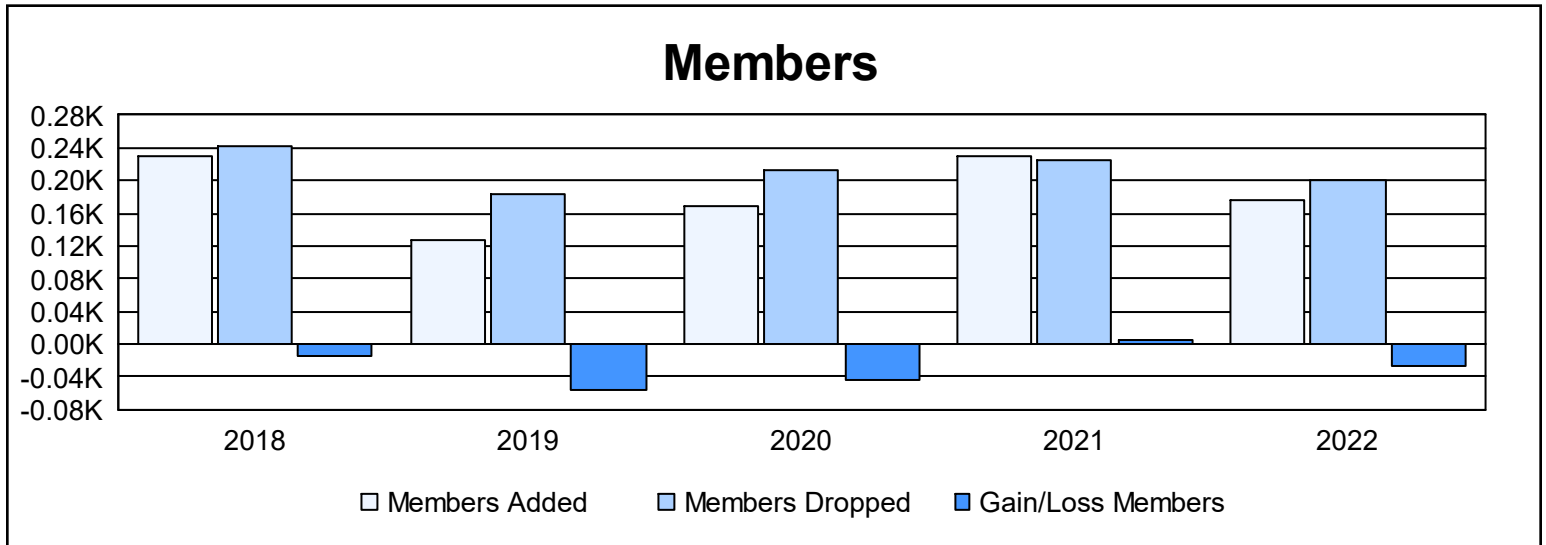
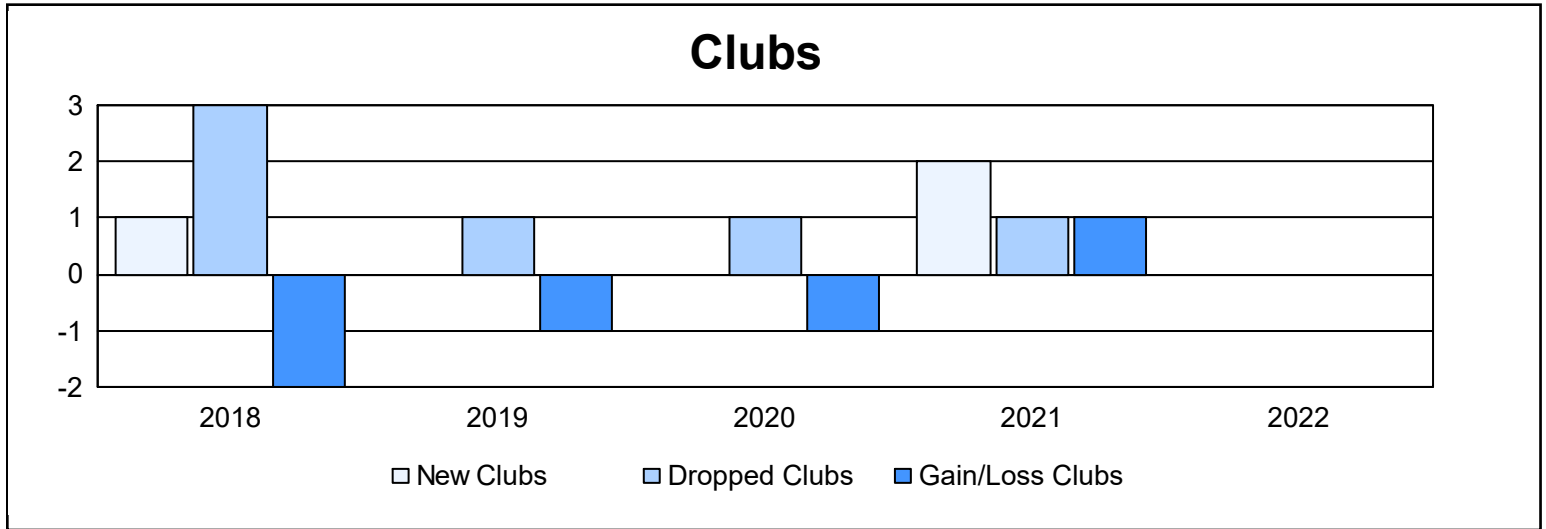
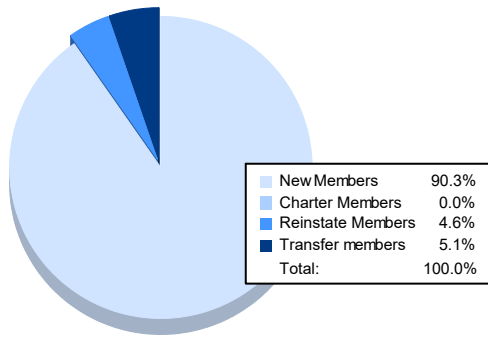


Year	New Clubs	Dropped Clubs	Gain/ Loss Clubs	New Members	Charter Members	Reinstate Members	Transfer Members	Total Member Added	Total Members Dropped	Gain/ Loss Members
2017-2018	1	3	-2	185	28	7	9	229	243	-14
2018-2019	0	1	-1	115	1	5	7	128	184	-56
2019-2020	0	1	-1	151	0	2	16	169	212	-43
2020-2021	2	1	1	141	81	4	3	229	225	4
2021-2022	0	0	0	158	0	8	9	175	201	-26
<b>Average</b>	<b>1</b>	<b>1</b>	<b>-1</b>	<b>150</b>	<b>22</b>	<b>5</b>	<b>9</b>	<b>186</b>	<b>213</b>	<b>-27</b>



### Membership Composition June 2022 Cumulative



### Gender Composition June 2022 Cumulative

